









Pattern No.: 0710170 / S0210M40 - Yarn Quality Leibteil(e)

A	B	C	D	E	D	C	B	A
	>	8A - Draw separation thread -						
				7 		7A, BLUE 1x Nm 30/2 - -	-	
				6 		6A, DARK BLUE 2x Nm 44/2 - -	-	
				5 		5A, TÜRKIS 1x Nm 30/2 - -	-	
				4 		4A, ORANGE 1x Nm 30/2 - -	-	
				3 		3A, DARK BLUE 2x Nm 44/2 - -	-	
				2 		2A, RED 1x Nm 30/2 - -	-	
				1 		1A - Elastic thread -	-	

A: Feed Wheel B: Feed C: Yarn count D: Feeder E: Track



Normal



Intarsia type 1



Intarsia type 2



Plating Yf. N



Plating_w_2->1



Plating_w_2->2

Pattern No.: 0710170 / S0210M40

Split Cam

