









Pattern No.: 2010055 - Yarn Quality Strickteil(e)

A	B	C	D	E	D	C	B	A	
				16			16A, WHITE 1x Nm 50/2 Ocean Residual yarn 50% CO, 50% PC TVU	<	
				15					
				14			14A, 3011 MIDNIGHT 1x dtex 78 f23 x2 dtex Timbrelle® PA 6.6 HE 100% PA TWD	<	
				13					
				12					
				11					
				10					
				9					
				8			8A, 1007 GREY 1x dtex 78 f23 x2 dtex Timbrelle® PA 6.6 HE 100% PA TWD	<	

							7					7A, 030 NAVY 1x EA 390 dtex, PA 2x 22 dtex 20537 56% EA, 44% PA Zimmermann	<	
							6					6A, 030 NAVY 1x EA 390 dtex, PA 2x 22 dtex 20537 56% EA, 44% PA Zimmermann	<	
							5							
							4							
							3					3A, 7010 BLACK 1x dtex 78 f23 x2 dtex Timbrelle® PA 6.6 HE 100% PA TWD	<	
							2					2A 1x Comb thread Zimmermann	<	
							1					1A 1x Draw separation thread 100% PES Baumann-Zwirne	<	

A: Feed Wheel B: Feed C: Yarn count D: Feeder E: Track



Normal



Normal-ADF



Intarsia type 1



Intarsia type 2



Plating Yf. N



Double-Arm Plating Yf.



Plating_w_2->1



Plating_w_2->2