











Pattern No.: 0310296 / F265IF12 - Yarn Quality

A	B	C	D	E	D	C	B	A
-	-	8A, AQUA 1x 38/2 Nm Intuito 55% WV, 36% CO, 9% PA Filpucci		8		8B, AQUA 1x 38/2 Nm Intuito 55% WV, 36% CO, 9% PA Filpucci	-	-
-	-	7A, AQUA 1x 38/2 Nm Intuito 55% WV, 36% CO, 9% PA Filpucci			7			
-	-	6A, MARINE 1x 38/2 Nm Intuito 55% WV, 36% CO, 9% PA Filpucci			6			
-	-	5A, AQUA 1x 38/2 Nm Intuito 55% WV, 36% CO, 9% PA Filpucci			5			
-	-	4A, MARINE 1x 38/2 Nm Intuito 55% WV, 36% CO, 9% PA Filpucci			4			
-	-	3A, MARINE 1x 38/2 Nm Intuito 55% WV, 36% CO, 9% PA Filpucci			3			
-	-	2A - Comb thread -		2		2B, AQUA 1x 38/2 Nm Intuito 55% WV, 36% CO, 9% PA Filpucci	-	-
-	-	1A - Draw separation thread -			1			

A: Feed Wheel B: Feed C: Yarn count D: Feeder E: Track



Normal



Intarsia



Plating Yf. N



Plating_w_2->1



Plating_w_2->2