







Pattern No.: 1610047 - Yarn Quality K&W

A	B	C	D	E	D	C	B	A
				16				
				15				
				14				
				13				
				12				
				11				
				10				
				9				
				8		8A 1x Nm 32/2 Residual yarn -	V	

							7							
							6					6A 2x Nm 30/2 Ocean 50% CO, 50% PC TVU	VV	
							5					5A 2x Nm 30/2 Ocean 50% CO, 50% PC TVU	VV	
	VV	4A 2x Nm 30/2 Ocean 50% CO, 50% PC TVU					4							
							3							
	V	2A 1x Comb thread Zimmermann					2							
	V	1A 1x Draw separation thread -					1							

A: Feed Wheel B: Feed C: Yarn count D: Feeder E: Track



Normal



Normal-ADF



Intarsia type 1



Intarsia type 2



Plating Yf. N



Double-Arm Plating Yf.



Plating_w_2->1



Plating_w_2->2