








**Pattern No.: 1910011 - Yarn Quality K&W**

A	B	C	D	E	D	C	B	A		
				8				8A  1x Nm 28/2   Residual yarn   -	<	
				7				7A  1x Lycra 44 dtex, PA 44 dtex   3772X   82,6% PA, 17,4% EA   Zimmermann	<	
				6				6A  1x Nm 24/2   Rubens   70% WV, 30% WS   Linsieme	<	Storage <
				5				5A  1x Nm 24/2   Rubens   70% WV, 30% WS   Linsieme	<	Storage <
Storage >	>	4A  1x Nm 24/2   Rubens   70% WV, 30% WS   Linsieme		4						
				3						
	>	2A  1x   Comb thread   -		2						
	>	1A  1x   Draw separation thread   -		1						

A: Feed Wheel B: Feed C: Yarn count D: Feeder E: Track



Normal



Normal-ADF



Intarsia type 1



Intarsia type 2



Plating Yf. N



Double-Arm Plating Yf.



Plating\_w\_2->1



Plating\_w\_2->2