












Pattern No.: 1010020 - Yarn Quality Strickteil(e)

| A | B | C | D | E | D | C | B | A |
|---|---|-------------------------------------|---|---|---|---|---|------------|
| | | | | 8 | | | | |
| | | | | 7 | | | | |
| | | | | 6 | | | | |
| | | | | 5 | | | | |
| | | | | 4  | | 4A, LIGHT GREY 1x Nm 28/2 Tender 60% WV, 40% PC Schoeller | < | Friction < |
| | | | | 3  | | 3A, BLACK 1x Nm 28/2 Tender 60% WV, 40% PC Schoeller | < | Friction < |
| | | | | 2  | | 2A, DARK GREY 1x Nm 28/2 Tender 60% WV, 40% PC Schoeller | < | Friction < |
| | > | 1A - Draw separation thread - | | 1  | | | | |

A: Feed Wheel B: Feed C: Yarn count D: Feeder E: Track

-  Normal
-  Intarsia type 1
-  Intarsia type 2
-  Plating Yf. N
-  Double-Arm Plating Yf.
-  Plating_w_2->1
-  Plating_w_2->2