










Pattern No.: 1810082 - Yarn Quality Strickteil(e) SEN_1

A	B	C	D	E	D	C	B	A
	V	16A, WHITE 1 1x Nm 40/1 Masdevallia-Z 100% WO Sato Seni		16		16A 1x Protection thread -	V	
	V	15A, WHITE 1 1x Nm 40/1 Masdevallia-Z 100% WO Sato Seni			15			
	V	14A, WHITE 1 1x Nm 40/1 Masdevallia-Z 100% WO Sato Seni			14			
	V	13A, WHITE 1 1x Nm 40/1 Masdevallia-Z 100% WO Sato Seni			13			
	V	12A, WHITE 1 1x Nm 40/1 Masdevallia-Z 100% WO Sato Seni			12			
	V	11A, WHITE 1 1x Nm 40/1 Masdevallia-Z 100% WO Sato Seni			11			
	V	10A, WHITE 1 1x Nm 40/1 Masdevallia-Z 100% WO Sato Seni			10			
	V	9A, WHITE 1 1x Nm 40/1 Masdevallia-Z 100% WO Sato Seni			9			
	V	8A, WHITE 1 1x Nm 40/1 Masdevallia-Z 100% WO Sato Seni			8			

V	7A, WHITE 1 1x Nm 40/1 Masdevallia-Z 100% WO Sato Seni					7							
V	6A, WHITE 1 1x Nm 40/1 Masdevallia-Z 100% WO Sato Seni					6							
V	5A, WHITE 1 1x Nm 40/1 Masdevallia-Z 100% WO Sato Seni					5							
V	4A, WHITE 1 1x Nm 40/1 Masdevallia-Z 100% WO Sato Seni					4					4B, BLACK 4 1x Nm 40/1 Masdevallia-S 100% WO Sato Seni	V	
V	3A, WHITE 1 1x Nm 40/1 Masdevallia-Z 100% WO Sato Seni					3							
						2							
V	1A 1x Draw separation thread -					1							

A: Feed Wheel B: Feed C: Yarn count D: Feeder E: Track



Normal



Normal-ADF



Intarsia type 1



Intarsia type 2



Plating Yf. N



Double-Arm Plating Yf.



Plating_w_2->1



Plating_w_2->2