













**Pattern No.: 1910015 - Yarn Quality Strickteil(e)**

A	B	C	D	E	D	C	B	A
				16			16A  1x   Protection thread   -	V
				15				
				14			14A, BLACK  2x dtex 167   Grilon K85   CO-POLYAMIDE   EMS-Griltech	V
				13				
				12			12A, CLARET 820E  1x dtex 220   Mono   100% PL FR   Trendfil	V
				11			11A, BLACK  1x dtex 78 f68 x4   Nylon Bio   100% PA   Fulgar	V
				10				
				9			9A, DARK BROWN MR650  1x dtex 466   TMB420   100% PP   Tessitura Stellini	V
				8			8A, TOBACCO  1x Ne 60/4   Kyoto   100% CO   Emilcotoni	V

							7					7A, BRONZE 421435  1x Nm 60/2   Millennium   100% WV   Zegna Baruffa	V	
							6							
							5					5A, BRONZE 421435  1x Nm 60/2   Millennium   100% WV   Zegna Baruffa	V	
							4					4A, GOLD + BLACK  1x Lycra 22 dtex, PA 78 dtex + 1x dtex 167 f34   4495X + Grilon K85   93,8% PA, 6,2% EA+ CO-POLYAMIDE   Zimmermann + EMS Griltech	V	
							3					3A, TOBACCO  1x dtex 78/1, dtex 420   Art. E071   68% PA, 32% EA   CBA Arduini	V	
	V	2A  1x   Comb thread   -					2							
	V	1A  1x   Draw separation thread   -					1							

A: Feed Wheel B: Feed C: Yarn count D: Feeder E: Track



Normal



Normal-ADF



Intarsia type 1



Intarsia type 2



Plating Yf. N



Double-Arm Plating Yf.



Plating\_w\_2->1



Plating\_w\_2->2

**Pattern No.: 1910015**

**Other Requirements:**

for the yarn MONO , please use the ROCKET device in order to keep the yarn tensioned and avoid the twisting of the yarn

On programming: Into the yarn fields, please use "NO MODULES" in the entrances of the yarn feeders (while it makes tucks or knots). This is to avoid the tuck stitch in the front that is hooked by the front U-PRESSOR during runs from left to right

---