






Pattern No.: 0310522 / E207KW22 - Yarn Quality K&W

A	B	C	D	E	D	C	B	A
				8				
				7				
				6		6A 2x Nm 6/2 Comfort 50% WV, 30% PC, 20% WP Filpucci	<<	
				5				
	>>	4A 2x Nm 6/2 Comfort 50% WV, 30% PC, 20% WP Filpucci		4				
				3		3A 2x Nm 6/2 Comfort 50% WV, 30% PC, 20% WP Filpucci	<<	
	>	2A - Comb thread -		2				
	>	1A - Draw separation thread -		1				

A: Feed Wheel B: Feed C: Yarn count D: Feeder E: Track

