








Pattern No.: 1910037 - Yarn Quality Strickteil(e)

A	B	C	D	E	D	C	B	A
				16		16A 1x Nm 20/2 Residual yarn -	V	
				15				
				14				
				13				
				12				
				11		11A, OLD GOLD 070 1x Nm 450/8 Pixel 8 100% PES Isy	V	
				10				
				9		9A, BLACK 1x dtex 880 CY 320-190 TPU/PES 78,5% TPU, 21,5% PES Expotex	V	
				8				

							7						7A, TOBACCO 1x Ne 60/4 Kyoto 100% CO Emilcotoni	V	
							6								
							5								
							4						4A, BRONZE 421435 1x Nm 60/2 Millennium 100% WV Zegna Baruffa	V	
							3								
	V						2						2A 1x Comb thread -		
	V						1						1A 1x Draw separation thread -		

A: Feed Wheel B: Feed C: Yarn count D: Feeder E: Track



Normal



Normal-ADF



Intarsia type 1



Intarsia type 2



Plating Yf. N



Double-Arm Plating Yf.



Plating_w_2->1



Plating_w_2->2

Pattern No.: 1910037

Other Requirements:

VERY DIFFICULT TO tune the setup of the feeders, as it is a 3 colour ikat plating with yarns of different counts. Sometimes there are little stripes due to the inversion of the feeders (ikat plating).
for yarn PIXEL 8 I used the rochet device to keep it in tension and avoid twisting.
