





Pattern No.: 1410050 - Yarn Quality Leibteil(e) SEN_1

A	B	C	D	E	D	C	B	A
						16A 1x Nm 28/2 Residual yarn -	V	
						10A, ECRU 1x Nm 22 Icaria 65% CO, 35% PA Ilaria	V	
	V	9A, ECRU 1x Nm 22 Icaria 65% CO, 35% PA Ilaria						
						8B, RED 1x Nm 20 Athena 100% VI Igea	V	

						7					7B, RED 2x Nm 20 Athena 100% VI Igea	VV	
						6							
						5					5A, BLUE 1x Nm 50/3 kbA Baumwolle 100% CO Gebrüder Otto	V	
						4							
						3							
	V	2A 1x Comb thread -				2							
	V	1A 1x Draw separation thread -				1							

A: Feed Wheel B: Feed C: Yarn count D: Feeder E: Track

-  Normal
-  Normal-ADF
-  Intarsia type 1
-  Intarsia type 2
-  Plating Yf. N
-  Double-Arm Plating Yf.
-  Plating_w_2->1
-  Plating_w_2->2

Pattern No.: 1410050

Other Requirements:
