








**Pattern No.: 1910023 - Yarn Quality Strickteil(e)**

A	B	C	D	E	D	C	B	A
				16		16A  1x Nm 20/2   Residual yarn   -	V	
				15				
				14				
				13				
				12				
				11		11A, TOBACCO 432  1x Nm 60   Glow   100% PES   Pinori Filati	V	
				10				
				9		9A, PENNY 0202  1x dtex 2280   Gavia   100% PES   Torcitura Padana	V	
				8				

							7					7A, BLACK  1x dtex 167 f34   Grilon KE-60   CO-POLYESTER   EMS-Gritech	V	
							6							
							5							
							4					4A, CAMEL BROWN 421435  1x Nm 60/2   Millennium   100% WV   Zegna Baruffa	V	
							3							
	V	2A  1x   Comb thread   -					2							
	V	1A  1x   Draw separation thread   -					1							

A: Feed Wheel B: Feed C: Yarn count D: Feeder E: Track



Normal



Normal-ADF



Intarsia type 1



Intarsia type 2



Plating Yf. N



Double-Arm Plating Yf.



Plating\_w\_2->1



Plating\_w\_2->2

**Pattern No.: 1910023**

**Other Requirements:**

It takes time to tune the setup of the feeders, as it is a 3 colour ikat plating.  
It works well with similar colours in order to give shade effect and avoid to see ikat unwanted stripes

---