










**Pattern No.: 0410006 / D007KW32 - Yarn Quality K&W**

A	B	C	D	E	D	C	B	A		
				8				8A  -   Residual yarn   -	-	
				7				7A  -   Residual yarn   -	-	
				6				6A  3x Nm 27/4   Comfort   50% WV, 30% PC, 20% WP   Filpucci	-	
				5				5A  3x Nm 27/4   Comfort   50% WV, 30% PC, 20% WP   Filpucci	-	
	-	4A  3x Nm 27/4   Comfort   50% WV, 30% PC, 20% WP   Filpucci		4						
	-	3A  -   Residual yarn   -		3						
	-	2A  -   Comb thread   -		2				2B  -   Elastic thread   -	-	
	-	1A  -   Draw separation thread   -		1						

A: Feed Wheel B: Feed C: Yarn count D: Feeder E: Track

