








Pattern No.: 0310600 / F312KW92 - Yarn Quality K&W

| A | B | C | D | E | D | C | B | A | | |
|---|---|--|---|---|---|---|---|--|---|--|
| | | | | 8 |  | | | 8A - Residual yarn - | - | |
| | | | | 7 |  | | | 7A - Draw separation thread - | - | |
| | | | | 6 |  | | | 6A 2x 35 Nm Sweet 83% VI, 17% Elité Lineapiù | - | |
| | | | | 5 |  | | | 5A 2x 35 Nm Sweet 83% VI, 17% Elité Lineapiù | - | |
| | - | 4A 2x 35 Nm Sweet 83% VI, 17% Elité Lineapiù | | 4 |  | | | | | |
| | - | 3A - Draw separation thread - | | 3 |  | | | | | |
| | - | 2A - Comb thread - | | 2 |  | | | | | |
| | | | | 1 | | | | | | |

A: Feed Wheel B: Feed C: Yarn count D: Feeder E: Track

