







Pattern No.: 0410068 / G116KW92 - Yarn Quality

A	B	C	D	E	D	C	B	A
				8				8A - Residual yarn -
				7				
				6				6A 1x 16/1 Nm Pathos 96% VI, 4% PBT Elité Raumer
				5				5A 1x 16/1 Nm Pathos 96% VI, 4% PBT Elité Raumer
	-	4A 1x 16/1 Nm Pathos 96% VI, 4% PBT Elité Raumer		4				
				3				
	-	2A - Comb thread -		2				
	-	1A - Draw separation thread -		1				

A: Feed Wheel B: Feed C: Yarn count D: Feeder E: Track



Normal



Intarsia type 1



Intarsia type 2



Plating Yf. N



Plating_w_2->1



Plating_w_2->2