











Pattern No.: 0410258 - Yarn Quality Sleeve

A	B	C	D	E	D	C	B	A
				8				
				7				
				6				
				5			5A 1x 2,8/1 Nm Chita 78% PAC, 13% PES, 9% PA Ilaria	<
	>	4A 1x 2,8/1 Nm Chita 78% PAC, 13% PES, 9% PA Ilaria		4				
				3				
	>	2A - Comb thread -		2			2B - Residual yarn -	<
	>	1A - Draw separation thread -		1				

A: Feed Wheel B: Feed C: Yarn count D: Feeder E: Track

 Normal
  Intarsia
  Plating Yf. N
  Plating_w_2->1
  Plating_w_2->2